

# Novo-Pad / Novo-KidsPad

## Tracheostomy Dressing

**Novo-Pad / Novo-KidsPad** are especially soft, skin-friendly and absorbent tracheostomy dressings. They are made from a hydrophilic polyurethane foam that provides ideal removal of wound secretions as well as good cushioning. The skin-coloured cover of the dressing is semipermeable and free of latex and adhesives. The absorbed moisture is gradually wicked away from the surface with no extensive seepage of the secretion through the cover. The exchange of gases is given.



**Novo-Pad** and **Novo-KidsPad** are available in following sizes:

<b>Novo-Pad</b>	REF 70 - 10	8,2 cm length	9,5 cm width
<b>Novo-Pad 2</b>	REF 70 - 30	8,0 cm length	14,0 cm width
<b>Novo-KidsPad</b>	REF 70 - 20	6,5 cm length,	6,5 cm width

**Novo-Pad / Novo-KidsPad** ensure an optimal wound milieu, prevent irritation and provide you and your patient with advanced tracheostomy care. The use of the dressings promote wound healing. In order to reduce irritations of the wound they should stay at the patient as long as possible.


The dressings are especially suitable for just operated, irritated or highly exudating tracheostoma.


### ATTENTION:


Remove the dressing with allergic reactions, cutaneous reactions as well as inflammatory reactions. Use only with faultless packaging. Disposable product, reapplication can result in contamination and loss of product attributes that may cause infections, secondary damages and the death of the patient.


### CHANGE OF TRACHEOSTOMY DRESSING:


Depending on the quantity of wound secretion the tracheostomy dressing is to be changed regularly: every 24 hours for a lot of exsudate, every two to three days for a few wound secretion. The dressing is to be replaced immediately when the absorbing capacity is exhausted.

 = do not use if package is damaged


 = do not reuse


 = do not resterilize


 = latex-free

 = The Green Dot

**STERILE** = sterile

 = keep away from sunlight

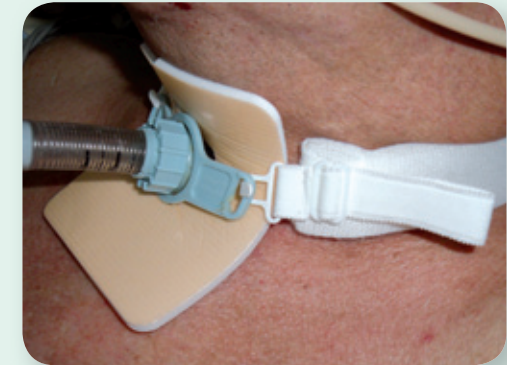
 = keep dry

 = temperature limitation

 **DIN EN 980** = consult instruction for use

# Novo-Pad / Novo-KidsPad

## Instruction for use



### Novo-Pad

Clean the wound with a sterile tissue and dry the affected areas of the skin. Place the dressing around the tube with the **white** material side against the skin around the cannula.

Dressing in final position. The dressing can be removed without trauma as the foam does not adhere to the epithelia. Necroses are to be removed before application.

Applied tracheostomy dressing with the tracheal tube holder  
**BePa-Clip VARIO 30/H.**



### Novo-KidsPad

Clean the wound with a sterile tissue and dry the affected areas of the skin. Place the dressing around the tube with the **white** material side against the skin around the cannula.

Dressing in final position. The dressing can be removed without trauma as the foam does not adhere to the epithelia. Necroses are to be removed before application.

If required the dressing can be placed from above in order to achieve an extensive cushioning at the chin.